

| WARRANTY CARD                |   |
|------------------------------|---|
| Model                        | <input type="checkbox"/> WH-191 Serial No. .... |
| C.M.No.                      | ..... Date of Sale. ....                        |
| Owner's Name & Address.      | .....<br>.....<br>.....                         |
| Tested By.                   | ..... Remarks. ....                             |
| AUTHORIZED DEALER/FRANCHISEE |   |

COMPANY'S AUTHORIZED PRICE LIST FOR SPARES AVAILABLE WITH SERVICE FRANCHISEE



**MAHARAJA**  
**WhatsApp**

Easy & Quickest Way to  
Register a Complaint

[www.maharajawhiteline.com](http://www.maharajawhiteline.com)

Follow us on:

**Marketed by:**

Groupe SEB India (P) Ltd.

C-67, 3rd Floor, DDA Sheds, Okhla Phase 1, New Delhi-110020, India

**For customer feedback and complaints, please contact:**

**Service Executive**

Groupe SEB India (P) Ltd.

C-67, 3rd Floor, DDA Sheds, Okhla Phase 1, New Delhi-110020, India

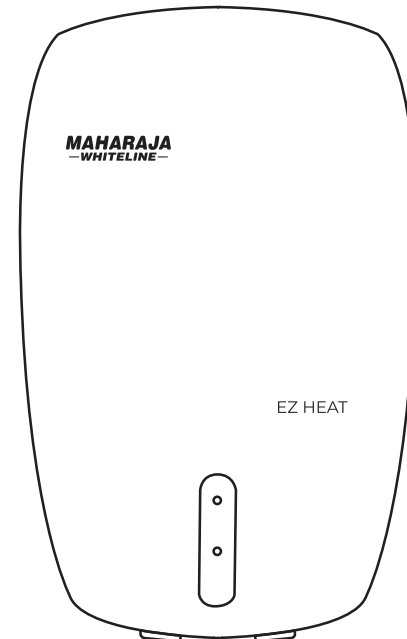
Tel : 8860555777 , : 8860555777,

e-mail : [maharajacare@groupeseb.com](mailto:maharajacare@groupeseb.com)

'Maharaja Whiteline' is registered trademark of Groupe SEB India Pvt Limited.

# MAHARAJA<sup>®</sup>

## — WHITELINE —



EZ HEAT

### EZ HEAT

Instant Water Heater 3L

## INSTRUCTION MANUAL

Dear Customer,

Thank you for choosing "Fiesta - Instant Water Heater" a quality product from Groupe SEB India (P) Ltd., India's Most Trusted Family Brand !!

We are a group committed to producing the highest quality & best value appliances & white goods. To achieve this, we constantly endeavour to exceed our expectations. In doing so, we endure long term relationships with all our stake holders.

Maharaja Whiteline has already sold billions of kitchen appliances in the last 3 decades and is enjoying the undisputed leadership position in Indian Appliances Industry. The company dominates in home appliances category with a product range of over 60 products in 18 product categories.

The Products offered by Maharaja Whiteline are many & diverse. It includes product like Food Processor, Juicer Mixer Grinder, Mixer Grinder, Small Appliances, Hand Blenders, Irons, Rice Cookers, Wet Grinders, Toasters, Room Heater, Cooktop, Washers, Cooler & Water Heaters etc.

**Our Instant Water Heater are have the following features :**

- ✓ Compact Elegant Design
- ✓ Rust free, Plastic body
- ✓ ISI approved Thermostat
- ✓ Long Life Heating Element
- ✓ Multiple Safety System
- ✓ 5 years Tank and 2 years Product Warranty
- ✓ Suitable for High Rise Building

Kindly follow the instructions given in this Manual & Enjoy years of trouble free performance.

**CONTENTS**

1. Technical Data .....
2. Safety Devices .....
3. Outer Body Casing.....
4. Heating Element.....
5. Pilot Indicators.....
6. Inner Water Container.....
7. Wiring.....
8. Installation Method.....
9. Important Precautions.....
10. Warranty Terms & Conditions.....

**1. TECHNICAL DATA**

|                          |   |
|--------------------------|---|
| 1. Model                 | EZ HEAT / WH-191  |
| 2. Capacity              | 3L  |
| 3. Wattage (kW)          | 3 kW  |
| 4. Power Supply          | 230 V, 50Hz, AC Single Phase.                                 |
| 5. Thermostat            | Operates between 67°C to 77°C                                 |
| 6. Thermal Cut-Out       | Set to operate at 92°C ± 4°C                                  |
| 7. Inner Container       | Stainless Steel, Tested at 150 psi                            |
| 8. Pressure Relief Valve | Set to operate at 90 psi                                      |
| 9. Heating Element       | Embedded type, Copper sheathed, tubular with mineral filling. |
| 10. Outer body casing    | Plastic body  |

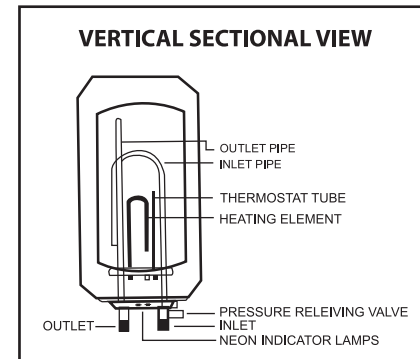


Figure No. 1

Figure No. 1 :- The inner sectional views of vertical model of Instant water heater.

## Safety devices ensure total safety of appliance and its users.

### UNIQUE FEATURES

#### 2. SAFETY DEVICES

##### I. ISI Marked Thermostat :

It is a safety device with a temperature range between 67°C to 77°C. Automatic thermostat regulates heat to a pre-set temperature of 55°C. It cuts off the electric power supply as soon as the water temperature rises above the set temperature and restart unit automatically when the temperature goes low. This way it protects the water heater unit from overheating & also saves energy consumption.

##### II. Thermal Cutout :

This is a secondary temperature control device set to operate at the temperature 92°C± 4°C. It prevents the water getting over heated when thermostat fails and also protects the heating element from the dry heating. This device automatically cuts off electric supply when the temperature exceeds 96°C.

##### III. Pressure Relief Valve :

This is an unique safety device, which takes care of any pressure builds up in the inner tank as well as the incoming pressure by opening and starting to drip it is set to operate at 90-95 psi.

#### 3. OUTER BODY CASING

The outer body is made of Plastic which is rustproof and elegant looking in design.

#### 4. HEATING ELEMENT

The heating element is ISI marked direct immersion type, copper sheathed and mineral filler, the whole being encased in copper tube and sealed. The thick gauge copper tube casing ensures high thermal efficiency, long life and superior performance.

#### 5. PILOT INDICATORS

Water heater has two flush mounted neon indicator lamps. The "HEATING" lamp indicates normal automatic heating process which gets switched off when the desired water temperature is achieved. The "Power" neon indicator lamp always glows.

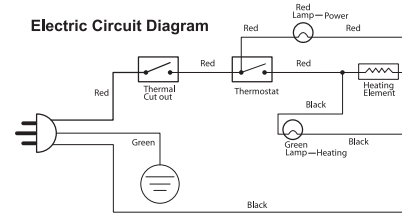
#### 6. INNER WATER CONTAINER

The inner water container is made of stainless steel for storage water heaters as per requirements.

Stainless Steel Inner tank for durability : Non Joint Stainless steel of non-corrosive and non-magnetic quality is used to make inner tank of high durability. Each tank is hydraulically tested to withstand a pressure of 150 psi

#### 7. WIRING

Schematic diagram in below figure gives full details of internal wiring and connections of a instant water heater. Each electric heater has been provided with 3-core power cord of 230V, 16Amps ratings.



Circuit Diagram

Fig. No. 2

#### 8. INSTALLATION METHOD

Drill just two holes in the wall and insert wooden plugs and tighten the screws in it depending upon water heater you have selected to install. Back side holes positions have a tolerance of ±3mm. Before drilling the holes the exact dimensions should be taken from the unit selected. After fixing proper screws, fix the water heater. After proper mounting of the water heater, the Inlet & Outlet are to be connected with ½" BSP coupling. Proper plumbing should ensure no leakage from the joints.

#### 9. IMPORTANT PRECAUTIONS

1. Read installation and operating instructions carefully before use.
2. Get a licensed plumber to install your water heater.
3. The User is advised to switch OFF the power supply and drain out the water when the heater unit is not in use for a long period. This prevents scaling of element and prolongs its life.
4. Under any circumstances the settings of thermostat should not be increased beyond the pre-set temperature.
5. The sealed screw of the safety valve should not be tampered.
6. Connect the water heater directly to a cold water storage tank.
7. It is recommended to mount the water heater vertically for better performance.
8. It is recommended to get the unit serviced once in 2 years and use genuine spare parts when replacement is necessary.

#### PACKING LIST

| Sr. No. | Name                           | Unit (Piece) |
|---------|--------------------------------|--------------|
| 1       | Main Unit                      | 1            |
| 2       | Screw                          | 2            |
| 3       | Wall Plug Screw                | 2            |
| 4       | User Manual with Warranty Card | 1            |

**WARRANTY:**

GROUPE SEB INDIA PVT LIMITED ("Company") warrants that the Company shall rectify any manufacturing defect in the Water Heater ("Product"), carry out such repair/replacement (as the case may be) free of charge during the warranty period of 5 (five) years on Tank, 2 (two) years on Heating Element & 2 (two) years on Product. The Company shall in no event be replacing the product as a part of warranty unless and until there is an irreparable manufacturing defect in the product as decided by the technical team of the Company. The period of availing warranty shall commence from the date of purchase as mentioned on the valid tax invoice or on Warranty card duly filled, signed & stamped by authorised dealer of the Company. The Company is not required to provide any services pertaining to the product after the expiry of said warranty period.

**TERMS AND CONDITIONS OF WARRANTY:**

1. This warranty shall be valid only if the product shall be used only as per the guidelines provided in this instruction manual. The product is to be used only for domestic purpose and not for any commercial, rental or profit generating activities.
2. This warranty can only be availed by the first purchaser of the product and is not transferable and non-assignable.
3. The Customer is required to register the complaint with the Customer Care Centre of the Company by way of phone call, email or WhatsApp Chatbot.
4. The customer must present the valid warranty card or the valid tax invoice as a pre-condition before availing the warranty for the product as well as any related spares in the absence of which the Company may refuse to provide any warranty services.
5. Any repair or replacement done on the Product or any parts of the product during the warranty period, will in no event extend the Warranty period. The Warranty period is limited as provided herein, irrespective of the period of the product was not in use, was not giving proper performance, was under breakdown or was under repair by Company's authorised service centre.
6. The Customer shall have to pay for the visiting charges post the warranty period towards inspection, if applicable. In the event of repair/replacement of specific part, on which warranty is more than product warranty as mentioned herein, the specific part will be repaired/replaced free of cost but the consumer needs to pay service charges for the product as may be applicable post the Warranty period will be payable by the Customer
7. The Company/its Authorised Service Centre reserves the right to retain any part/component/product replaced. The Company shall have exclusive right to replace the defective/unserviceable parts with the parts which may be new or refurbished free of charge during the warranty period.
8. Any repair or replacement carried out on the product or any part thereof by anyone other than authorised service centre, shall make this warranty void.

9. The Company shall provide Door-step service during the Warranty period. However, if the Product is located outside the municipal limits and serviceable area of Company's Authorised Service Centre, in such rare event the Company may refuse to provide Door-Step service and the Customer shall be required to bring the Product at the designated Service Centre of the Company or some other location within the municipal limits, at its own cost and expenses.
10. In case of any doubt regarding any conditions mentioned on this warranty card, including but not limited to authenticity of the Product, tax invoice, warranty card, part of the product etc, the decision of the Company shall be final and binding on the Customer.
11. The warranty is issued at New Delhi and courts at New Delhi shall have sole jurisdiction over matters covered or flowing from this warranty.
12. The Company shall not be liable for any indirect, special, consequential, special, incidental, punitive, exemplary or economical damage or loss. The Company's liability under or in relation to this warranty shall be limited to the purchase price paid by the Customer as per valid tax invoice.

**THIS WARRANTY IS NOT APPLICABLE IN ANY OF THE FOLLOWING CASES:**

- 1) The signed & stamped warranty card or the tax invoice is not presented to the service personnel at the time of claiming or availing the warranty.
- 2) The product installation, use or maintenance is not done as per the instructions given in this instruction manual or as per common sense/understanding of usage of Water Heater for such actions which are not specifically stated in this Instruction Manual.
- 3) If the original serial number of the Product is removed, tampered with or altered.
- 4) Violation of any warranty terms and conditions mentioned above.
- 5) The warranty doesn't apply to:
  - a) Main Cord
  - b) Normal wear and tear of the products and parts.
  - c) Scratches or discoloration on the heating plates and body.
  - d) Damages resulting from accidents, mishandling, improper usage, negligence on the part of consumer.
  - e) Fluctuation in the supply voltage or usage of any power supply other than as specified on the Box.
  - f) Complaint not registered at the Customer care centre of the Company by way of phone call, email or WhatsApp Chatbot within the warranty period.